

HOTSY Rotary Surface Cleaners

These rotary surface cleaners can be used with most hot and cold water washers. They reduce overspray and zebra striping. Great for warehouse floors, sidewalks, pool decks, parking lots, etc.



Hotsy "Classic" Rotary Surface Cleaner

- 2000 - 4000 PSI
- 212°F
- Portable breakaway handle
- ABS housing
- 19" diameter surface cleaning
- Weight: 28 lbs

4-10 GPM

19" cleaning

Hotsy "Big Guy" Rotary Surface Cleaner

- 2000 - 4000 PSI
- 212°F
- Powder coated aluminum housing
- Oversized, self lubricating twin thrust bearings
- 28" diameter surface cleaning
- Weight: 48 lbs



4-10 GPM

28" cleaning

Hotsy "Cyclone" Rotary Surface Cleaner

- 2000 - 3500 PSI
- 200°F
- Polyethylene housing
- Collapsible handle
- Pneumatic tires
- 20" diameter surface cleaning
- Up to 5 gpm
- Weight: 35 lbs



4-10 GPM

20" cleaning

Part No.	Description
630867	Hotsy "Classic" Rotary Surface Cleaners
630853	Hotsy "Big Guy" Rotary Surface Cleaners
30-587	Hotsy "Cyclone" Surface Cleaners

ST-95 Dual Lance Water-Sweeper



Excellent for sidewalk or concrete floor cleaning. Controls spray deflection.

- Rolls on four wheels
- Plastic cover with brush spray breaker
- Uses four Brass #1.5 x 80° V-jet nozzles (#254620, below)
- Rated for 1,500 PSI w/ Brass nozzles
- Rated for 2,500 PSI w/ SS nozzles (non-hardened)

Part No.	Description
343602	ST-95 Water Sweeper
254620*	Nozzle 1/8" #1.5 x 80° (SS)

*Long life replacement nozzle

Whisper Wash Flat Surface Cleaners



- Saves labor, fuel & water
- Eliminates overspray and zebra striping
- Use with conventional pressure washers
- Use with cold or hot water
- Balanced spray bar
- Quick connection
- 2,000 to 4,000 PSI
- 2500 RPM

Applications:

- Service Stations
- Pool & Patio Decks
- Warehouse Floors
- Loading Docks
- Parking Lots
- Public Facilities
- Restaurants
- Gondolas
- Stadiums
- Marina Docks
- Driveways
- Sidewalks
- School Yards
- And lots more!!

The "Maxima 36"

- Portable Breakaway Handle
- 212°F
- 4-10 GPM
- 2500 RPM
- Dimensions:
Cover: 36"
Handle: 77"
- Weight 37 lbs



Ground Force

- Flip and fold handle
- Choice of 2 or 4 nozzles
- 212°F
- 4-10 GPM
- Rebuildable swivel
- Dimensions:
24" x 60" x 9"
- Weight 29 lbs



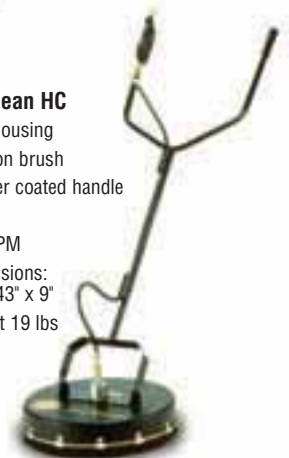
Ultra Clean WW

- ABS Housing
- Four 3" casters
- Powder coated handle
- 185°F
- 3-6 GPM
- 2500 RPM
- Dimensions:
19" x 43" x 9"
- Weight 23 lbs



Ultra Clean HC

- ABS Housing
- 2" nylon brush
- Powder coated handle
- 185°F
- 3-6 GPM
- Dimensions:
16" x 43" x 9"
- Weight 19 lbs



Part No.	Description
343636	Maxima 36
343608	Ground Force
343604	Ultra Clean WW
343603	Ultra Clean HC

Repair Kits

753188	Swivel Seal Kit; Classic & Ground Force
092108	Swivel Seal Kit; Ultra Clean
092109	Swivel Complete Kit; Ultra Clean
600640	Swivel Complete Kit; Classic, Big Guy & Ground Force

NOTE: 251119 - 2.5 x 25° 1/4" Nozzle Fits All Models

Water Broom 16"




- 4000 PSI
- Fits any 1/4" lance
- Requires (4) 1/4" nozzles and lance



Part No.	Description
343615	Water Broom 16"

Thunderdome Flat Surface Cleaner

A "Must Have" tool for every serious mobile cleaner, cleans areas other surface cleaners can't reach.



- Premium Quality Mosmatic Swivel
- Steel 1/4" Q.C. inlet-quick connect to guns, lances, injectors, high pressure filters or other accessories
- Height 7.5" - OD 14.5"
- Light weight - 3.2 lbs
- Size 5 nozzle equivalent
- Two standard 1/8" 3.0 x 40° replacement nozzles
- 2.5 GPM @ 1000 PSI
- 4.0 GPM @ 2500 PSI
- 4.4 GPM @ 3000 PSI

Part No.	Description
343610	Thunderdome Base Unit
092175	Repair Kit

NOTE: Does not include gun-hose-lance-etc.

Mosmatic Turbo Surface Cleaner & Duct Cleaner



Delivers high-pressure performance with low maintenance for any hot or cold pressure washer. Completely stainless steel design makes this the toughest surface cleaner available in the pressure cleaning market.



- 250°F
- 4000 PSI
- 6.5lbs

Swiss engineered with high RPM Swivel features reinforced self-lubricated stainless steel ball bearings and dual spring based carbide seal bushings for long-lasting operation under tuff conditions.

Ideal for Pressure Washer Contractor to clean Walls, Ceilings, Public Facilities, Tile Floors and other hard to reach areas.

Duct Cleaner



- 250°F
- 4000 PSI
- 2lbs
- Inlet Ports: 3/8" NPTF

Designed as an accessory for use with high pressure pumps or pressure washers. Cleans Ducts, Chutes, Vents, Restaurant Exhausts, Tanks, etc.

Self rotating and feeding stainless steel triple bearing system for constant easy turning. Nozzle holders are 1/8" NPTF. Nozzles are sold separate.

Part No.	Description	PSI
411171	Turbo Cleaner - 8"	4000
411156	Duct Cleaner TXR-2s, Adjustable	4000
411155	Duct Cleaner TXR-2s, Fixed	4000

Sandblast Kit - Carbide Nozzle Industrial Grade



A Venturi orifice creates a uniform blast pattern, doubles sand velocity and produces up to 45% more work with 20% less sand.



- Solid carbide blast nozzle
- Venturi orifice design
- Volume control sand feed valve
- Up to 3500 PSI
- Up to 750 lbs of sand per hour

Kit contents: Sand head w/ carbide nozzle, 20' lance, Sand probe, 13-1/2' sand hose, Sand flow regulator valve

Kits

Orifice Size	Part No.	Orifice Size	Part No.
4.0	293021	6.0	391556X
4.5	391553X	7.0	391557X
5.0	391555X	10.0	391560X
5.5	391550X		

Part No.	Description
293020	Kit with 4.0 Steel Nozzle
900781	Solid Carbide Nozzle only
900780	Steel Nozzle only

Tip-Jet Nozzles for water nozzle replacement or for system volume changes

Orifice Size	Part No.	Orifice Size	Part No.	Orifice Size	Part No.
3.0	253316	5.5	253355	7.5	253392
4.0	253330	6.0	253365	8.0	253400
4.5	253338	6.5	253375	9.0	253415
5.0	253346	7.0	253383	10.0	253456

Professional Sandblast Head



- Long-wearing Carbide sand nozzle
- 1/4" FPT water inlet
- 200°F
- 10 GPM
- 3500 PSI
- Sand probe weight 6 oz, length 16"
- Head weight 13 oz

Nozzle Size	Part No.	Nozzle Size	Part No.
3.5	391631	5.5	391635
4.0	391632	6.0	391636
4.5	391633	8.0	391637
5.0	391634		

Part No.	Description
391640	Sand Probe
121041	1/2" ID Polybraided Tubing, 25'

Industrial Sandblaster



- Working Flow:
4 GPM at 3000 PSI
up to 8 GPM at 5000 PSI
- Carbide sand nozzle
 - 25' suction hose
 - Use 1/4" meg 5° spray tip
 - **Tips not included**, buy separately

Part No.	Description
391510	Sand Blast Kit
092157	Carbide Sand Nozzle
251159	4.0 x 5° Tip
251198	5.0 x 5° Tip
251221	5.5 x 5° Tip
251237	6.0 x 5° Tip
251256	6.5 x 5° Tip

Foot Controlled Pressure Valve



Operators of sewer and tube cleaning equipment need both hands free to feed or retract the hose in the sewer line. Foot operated valve allows hands-free control.



- Inlet 3/8" - outlet 1/4"
- Brass body – stainless steel valve
- Steel cover for safety
- Up to 12 GPM
- Up to 5000 PSI

Part No.	Description	PSI
344200	Sewer Cleaner Foot Valve	3000
342024*	Foot Valve w/ ST-2305	5000
089006	Repair Kit - Foot valve	
089850	Repair Kit ST-2305	

*Heavy gauge steel construction for durability and stability



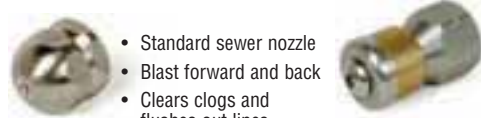
Kit

Part No.	Description	PSI
4-0193	25' Hose, #4.5 Nozzle, Foot Valve	3000

Tube Cleaning Nozzles



The reverse jets on the fixed and rotary nozzles pull the hose through the tube or sewer line and blast debris from line or tube walls. Fixed nozzles also have forward orifice to blast blockage out of the way.



- Standard sewer nozzle
- Blast forward and back
- Clears clogs and flushes out lines
- 4200 PSI
- Rotating sewer nozzle
- Adds extra agitation
- 3000 PSI
- **Back Jet Only**

Part No.	Nozzle	Size
799443	1/8" (back jet only)	4.5
799444	1/8"	5.5
798985	1/4"	4.5
798986	1/4"	5.5
798987	1/4"	6.0
798988	1/4"	7.5
373028	1/4"	8.0
373032	1/4"	12
373038	3/8"	4.0
373037	3/8"	5.5
373039	3/8"	8.5
373036	3/8"	12
373035	3/8"	14

Rotating Nozzle

799451	1/8"	5.5
799452	1/4"	5.5
799453	1/4"	8.0

Duct Cleaner*

373040	1/4"	5.5
--------	------	-----

*Duct Cleaner jet to sides instead of reverse

Stainless Steel Sewer Nozzles



- 4100 PSI
- Corrosion resistant stainless steel
- One forward orifice
- Three rear orifices

Part No.	Nozzle	Size
373075	1/8" FPT	5.0
373076	1/8" FPT	5.5
373077	1/8" FPT	6.0
373078	1/4" FPT	6.5
373079	1/4" FPT	7.0
373080	1/4" FPT	9.5

Sewer Hose



SUPER FLEXIBLE SEWER LINE HOSE Hose and couplings have small outside diameter, allowing hose and nozzles to fit through sewer line. Sewer line has Super Tough poly-ether cover over ultra-flexible nylon tube. (1/8" sewer nozzle and hose will operate through many 1-1/2" lines.)



- 150°F
- Nylon tube, poly-ether cover

(Nozzles not included.)

Part No.	Description
1/8" hose – 3000 PSI working pressure	
150960	1/8" x 25' Hose (1/4" Inlet/1/8" Outlet)
150963	1/8" x 50' Hose (1/4" Inlet/1/8" Outlet)
150964	1/8" x 100' Hose (1/4" Inlet/1/8" Outlet)
1/4" Hose – 2500 PSI working pressure	
150968	1/4" x 50' Hose (1/4" Inlet/1/4" Outlet)
150970	1/4" x 100' Hose (1/4" Inlet/1/4" Outlet)
1/4" Hose – 4200 PSI working pressure	
150972	1/4" x 50' Hose (1/4" Inlet/1/4" Outlet)
150973	1/4" x 100' Hose (1/4" Inlet/1/4" Outlet)

ST-35 Pit Boss Sludge Sucker



Sludge Sucker uses a high pressure water stream (1000-3000 PSI) to suck the sludge off the bottom of pits or tanks and eject it through a 1-1/2" (15' long) hose to a disposal tank.



The base unit attaches to the end of a pressure washer lance with a quick coupler for extension to the bottom of the pit. Comes standard with a #5.5 x 0° tip for suction/power ejection.

- Uses standard 1/4" MPT nozzle
- Easy to change for different plumbing system flows and pressures

Part No.	Description
707211	Base unit only
829955	ST-35 Pit Boss, 4.0 Nozzle/ 15' Hose
829956	ST-35 Pit Boss, 4.5 Nozzle/ 15' Hose
829957	ST-35 Pit Boss, 5.0 Nozzle/ 15' Hose
829958	ST-35 Pit Boss, 5.5 Nozzle/ 15' Hose
829959	ST-35 Pit Boss, 6.0 Nozzle/ 15' Hose

Mat Clamp




- Hang floor mats, scrubber pads, rugs, rags, coveralls, etc., for close-up pressure washing and drying

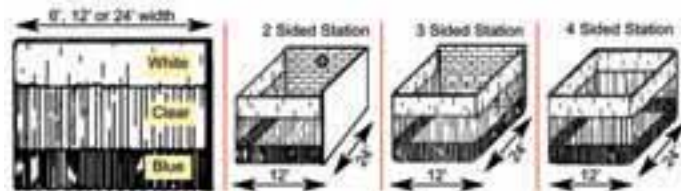
Part No.	Description
823885	Aluminum Spring Action

Goff's Curtain Walls

Build a Power Wash Cell to meet your needs. Goff's Curtain Walls™ increase useable floor space while controlling overspray, contaminants, climate, and noise levels. Curtain Walls™ glide easily on steel track and dual-wheeled rollerhooks. Made from a combination of 14-oz. heavy-duty, reinforced vinyl and double-polished 20-mil clear PVC material. Reinforced hems and chain-weighted lower hems add durability. Hook and loop fasteners on side hems attach to adjacent panels. Meet NFPA-701 requirements for flame retardancy. Curtains are also rot and mildew resistant. Standard model has a white vinyl top, clear PVC center, and blue vinyl bottom.



- #2 Brass tooth grommets on 1' centers
- 14 oz. reinforced vinyl white top section
- All seams double locked stitched
- Hook & Loop Fasteners allow adjacent panels to be easily attached to one another
- 20 mil. double polished clear window
- All sections joined together using mildew/rot resistant thread
- 14 oz. reinforced colored vinyl section (your choice of over 12 different colors)
- Chain weighted lower hem



Part No.	Description	PSI
Single		
681135	6' width x 8' high	1500
681136	6' width x 9' high	1500
681134	6' width x 10' high	1500
681133	6' width x 12' high	1500
681083	12' width x 8' high	1500
681084	12' width x 9' high	1500
681089	12' width x 10' high	1500
681082	12' width x 12' high	1500
681088	24' width x 8' high	1500
681085	24' width x 9' high	1500
681086	24' width x 10' high	1500
681087	24' width x 12' high	1500
Station		
681137	2-sided x 8' high	1500
681146	2-sided x 9' high	1500
681140	2-sided x 10' high	1500
681143	2-sided x 12' high	1500
681138	3-sided x 8' high	1500
681147	3-sided x 9' high	1500
681141	3-sided x 10' high	1500
681144	3-sided x 12' high	1500
681139	4-sided x 8' high	1500
681148	4-sided x 9' high	1500
681142	4-sided x 10' high	1500
681145	4-sided x 12' high	1500

includes hardware, track & rollers (white top, clear center & blue bottom panel)
All 2,3 & 4-sided stations are 12' wide x 24' long (see diagram above)

Touch-Up Paint



- Matches the color on your Hotsy
- Comes in aerosol or dab/brush

Part No.	Description
910215	12 oz Aerosol - Red
502.703	12 oz Aerosol - Dove Gray
910216	.6 fl oz Capbrush - Red

NOTE: Aerosol containers cannot ship UPS Air

Dual Chemical Systems



- New deep-ribbed yellow casing, stays flexible even in cold temperature
- Hose assembly complete with gun and amphenol connectors pre-wired
- Fully compatible with Power Blaster, Two-Step, Chemex and most other cold water dual chemical systems

Part No.	Description
285116	80' R2 Electric (5 wire)
285120	100' R2 Electric (5 wire)

Shipping Tape & Dispenser

Big 2" x 110 yard rolls of clear. Biaxially-oriented polypropylene for secure packages.



- Heavy-duty tape dispenser with serrated blade

Part No.	Description
118916	Dispenser Boxed
118918	110 Yard Roll



Drum Tool Accessories

The Indispensable Tools.



Part No.	Description
449339	Drum Plug Wrench
118400	Lid-Off
118404	Funnel, 7" x 10"
118407	3/4" Faucet
118408	2" Faucet

Load Cincher Tie Downs

249938	7/8" x 5-1/2' (Non-Ratchet) "Quick Lock"
249939	1" x 15' (Ratchet) "Tight Lock"

Gloves - Industrial Duty

Industrial Grade Gloves for most industry needs chemical/ heat/ abrasion/ laceration protection.



116105

Gray – split cowhide work gloves, 2-1/2" gauntlet unlined – great general purpose work glove.



116114

Black, 14" PVC glove lined with cotton for the most demanding chemical handling. Resists alkalines, acids – even works well as a sandblasting glove.

Part No.	Description
116105	Gray Roughout
116114	Black PVC

Fiberglass "Super Handles"



- Tough - durable - lightweight
- No cracking - splintering
- No kinks - dents
- Safer around electrical hazards
- Easy-Twist cam lock extension
- Super heavy-duty aluminum alloy threads
- Standard 3/4" Acme thread fits: Brooms, brushes, utility tools
- Optional reduction adapter for 3/4" to Acme standard

Part No.	Description
Super Handles	
306864	48" Length (4 ft)
306865	60" Length (5 ft)
306866	72" Length (6 ft)
Super-Extension Handles	
306868	4 ft to 8 ft Ext
306869	6 ft to 12 ft Ext
306870	8 ft to 16 ft Ext
075271	Threaded Adapter

Brushes

Rotating Brush - Natural Bristle (soft) used for painted surfaces. Nylon Bristle (stiff) used for removing scum and grime on fiberglass boats, etc.



- Internal nozzle = size 20
- Max Flow 8 GPM

Part No.	Description
Brush Unit Complete	
1-20	Natural
814120	Nylon
Replacement Brushes	
306927	Natural
814121	Nylon

Truck Wash Brush



- Flag-tipped
- Firm bristle
- Poly block "Flow-Thru" head
- Acme thread for Super Handles, Flow-Thru lances or broom handles
- Trailer Brushes – (2-1/2" bristle w/bumper)

Part No.	Description
306800	2-1/2" x 10"
306818	2-1/2" x 18"
306824	2-1/2" x 24"
306860*	60" Flow Thru Lance

*with Acme Thread & Garden Hose Attachment

Deck Scrub Brush – Over / Under - Unique Heavy-duty Scrub Brush with Multi-Level/Angle.



- Trimmed for cleaning hard-to-reach areas
- 10" molded polypropylene foam block does not warp or absorb water
- Stiff polypropylene bristle for aggressive cleaning
- Excellent chemical resistance
- Use with threaded handle
- Not a Flow Thru

Part No.	Description
306812	Deck Scrub Brush

Tractor Brush - Soft for gentle cleaning of fine finishes.



Part No.	Description
306802	Flag Tip Window 10"
306810	"Extra-Soft" 10" w/ Bumper

Thread Lock Products



NUT GRADE™ Medium strength thread locking. Seals most types of nuts and bolts, allowing disassembly with standard tools. Blue in color; removable and non-running.

STUD GRADE™ Very high strength PERMANENT thread locking for maximum security. Suitable for most applications on fasteners up to 1" in diameter where disassembly is not required. Red in color.



PENETRATING ADHESIVE (SEALANT) is designed specifically for use on pre-assembled connections. Seals small gaps through capillary action. Green in color.

- Direct replacement for LocTite® and Fel-Pro™ products
- ND™ anaerobic adhesives are liquid materials that cure to a solid, chemical-resistant plastic state when air is not present
- Excellent lubricant; prevents corrosion and fretting

Part No.	Description	LocTite Equiv	Bottle Size
112350	Nut Grade™	242	10 ml
112352	Nut Grade™	242	50 ml
112354	Nut Grade™	242	250 ml
112360	Stud Grade™	271	10 ml
112362	Stud Grade™	271	50 ml
112367	Penetrating Adhesive (Sealant)	290	10 ml

Nut Grade™ and Stud Grade™ are trademarks of the Oakland Corp. LocTite® is a registered trademark of the LocTite Corp.

Air Power Sprayers



- Pump-up style
- Heavy-duty plastic sprayers for chemical applications
- Both models have adjustable nozzle – from mist to solid stream
- 2 gallon unit has 2' hose and hand trigger
- Excellent chemical resistance
- Locking hand pump handle serves as carrying handle

Part No.	Description
118842	Thumb Button 3 Pint
118835	2 Gallon Sprayer

Amazing Pocket Reference - 3rd Edition



A ton of information in a 5 oz book!

- Air & gases
- Automotive
- Chemistry
- Electrical
- Physical constants
- Math
- 3350 conversion factors
- Plumbing & pipe
- Over 20 other subject areas

Part No.	Description
449015	Pocket Reference

Siphon Pumps

Siphon liquids from higher to lower levels. Simply pump the bellows a few times to prime and start flow. Loosen air lock to stop.



- Drum pump fits 15, 30 & 55 gallon drums
- Fit 2" bung opening
- Excellent for: alkaline & acidic chemicals, diesel fuel, & oils
- Not for use with solvents!

Part No.	Description
118431	Super Duty "PE/PVC" 7 GPM
920795	Red Hex Head (Heavy-duty)
920789	Red Head (Standard duty)
118420	Pail Pump (5 Gallon)

Drum / Tank Pump - Crank Type

Chemical-resistant, lightweight pump, ideal for dispensing chemicals, pesticides and oils. **Polypropylene** for most alkalis, dilute acids, pesticides, and most oils & solvents. **Ryton** for extremely aggressive acids, aromatic and aliphatic hydrocarbons.



SPECIFICATION:

- 11 oz per revolution
- 6 GPM @ 70 RPM
- Viton seals
- Polypropylene gasket
- 2" bung adapter
- Outlet 3/4" barb 2 piece
- 47" suction tube
- Weight: 2.6 lbs

Part No.	Description
118435	Polypropylene Pump (Standard)
118438	Ryton Pump (Deluxe)
076975	Replacement Handles

Rain Suit - 2 Piece



- Heavy-duty 2-ply laminated vinyl (25 mil)
- Jacket & pants
- Bright safety yellow
- Vented for air flow

Part No.	Description
116100	Large
116101	Extra Large